
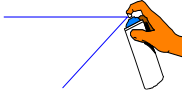















# COSHH Assessment

Supplier Manufacturer: FTG Ltd					
Material/ Trade Name: Floor Maintainer					
Activity: Cleaning Agent					
Application ✓					
 Generating Dust	 Spraying	 Roller	 Brushing	 Pouring ✓	 Mixing
HAZARD IDENTIFICATION - (✓ as appropriate)					
Corrosive	Toxic	Caution	Damage to Organs	Explosive	Flammable
					
NO	NO	YES	NO	NO	NO

<b>Exposure levels (delete as appropriate)</b>		<b>Engineering Controls</b>		YES	NO
Degree of risk - LOW		Can the process be isolated?		✓	
		Can the process be enclosed?		✓	
		Is forced ventilation / extraction needed?			✓
HAZARD IDENTIFICATION	YES	NO		YES	NO
Hazardous by inhalation?		✓	Hazardous by absorption?	✓	
Hazardous by ingestion?	✓		Irritant to the skin?	✓	
Irritant to the eyes?	✓		Flammable		✓

State the type of Personal Protective Equipment required - (✓ appropriate):

R P E	Eye protection	Gloves	Foot protection	Overalls
				
NO	YES	YES	NO	NO

If any of the following answers are Yes. Please attach information to this form

	YES	NO
1. Is the manufacturer's hazard information sheet available and included?	✓	
2. Is specific training required?		✓
3. Will exposure monitoring and/or control measures be required?		✓
4. Will health surveillance be necessary?		✓
5. Does substance need to be disposed of by an Authorised Waste Disposal Contractor?		✓
6. Have storage requirements been provided or arranged with site?	✓	

<b>FIRST AID</b> Refer over page ✓ Appropriate	Standard (+ refer to MDS) ✓	Non-standard (+ refer to MDS)	A	B	C	D	E	F	G
--	-----------------------------------	----------------------------------	---	---	---	---	---	---	---

Summary:  
**Causes skin irritation. Causes serious eye irritation.**  
**This is a low risk product when control measures are in place. Careful application will reduce the likelihood of illness and injury.**  
**IF IN EYES: Rinse cautiously with water for several minutes. Remove contact lenses, if present and easy to do. Continue rinsing. Eye bathing equipment should be available on the premises IF ON SKIN: Wash with plenty of water. Store in a cool, well ventilated area. Keep container tightly closed**

SIGNATURE	PRINT	DATE
-----------	-------	------

# COSHH Assessment

**Actions to be taken in the event of spillage:** Where practical, waste or surplus material should be recovered and recycled. Dispose of according to national and local authority regulations for via an appropriately licensed waste contractor.

**Small spills-** Dilute to waste with plenty of water.

**Large spills-** Wearing protective clothing, absorb with sand, earth or granules (do not use sawdust or paper). Wash down site with water.

**Storage and Handling:** Store in a cool place away from direct sunlight. Adequate ventilation is required. Avoid contact with skin and eyes. Do not breathe mist. Avoid contact with other cleaning agents.

**Bespoke control measures due to employee health conditions:** N/A

**Fire Fighting Measures; Extinguishing Media** Water mist, foam or dry material. Non- combustible but when involved in fires, toxic vapours (chlorine) will be evolved, thus a self-contained breathing apparatus should be worn.

## Always Check Information On The Manufacturer's Data Sheet (MDS), The Container And COSHH Assessment

### Standard First Aid

Inhalation: If exposed to chlorine or other vapours, remove to fresh air. Obtain medical attention.

Eye contact: Keeping eye open, immediately irrigate with water or eyewash for at least 10minutes. Obtain medical attention immediately.

Skin contact: Remove contaminated clothing. Wash thoroughly with plenty of running water. Obtain medical attention if symptoms develop.

Ingestion: Do not induce vomiting. Provided the patient is conscious, wash out mouth with water and give water to drink. Obtain medical attention immediately.

### Non-Standard First Aid

N/A

**If in any doubt get medical aid. Make sure you know exactly what you have been using, pass this information onto the nurse or doctor.**

Issue Date	Revision No		Page 2 of 2
August 23	0		